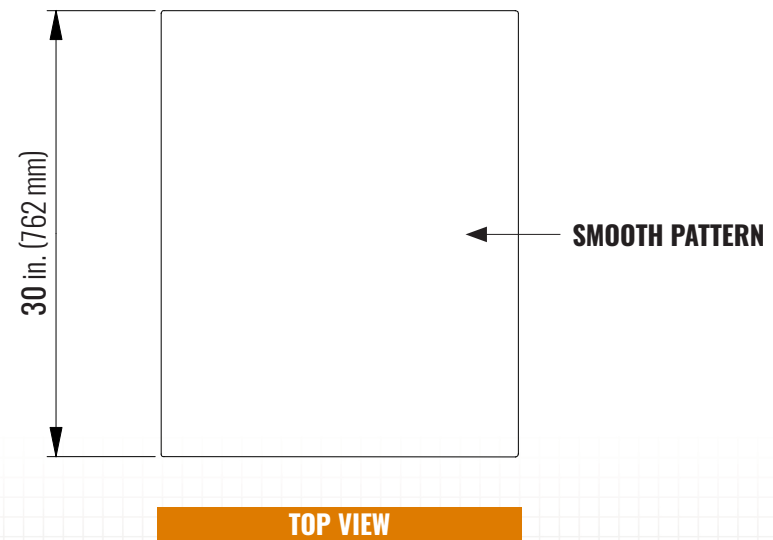
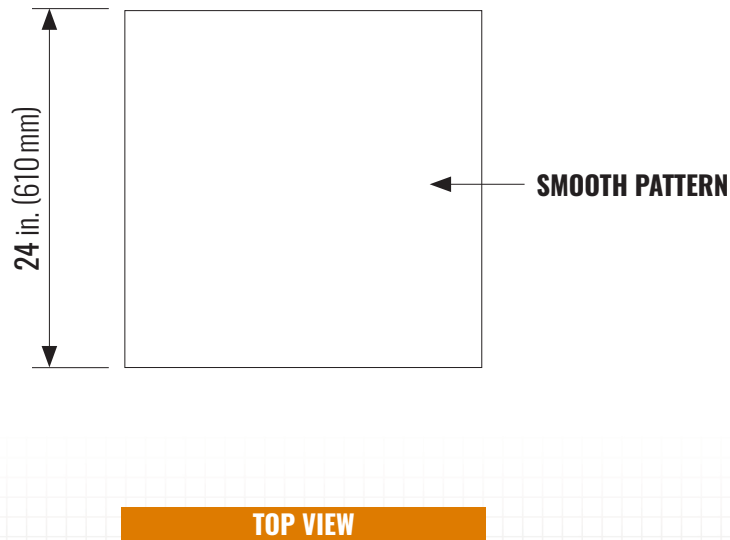
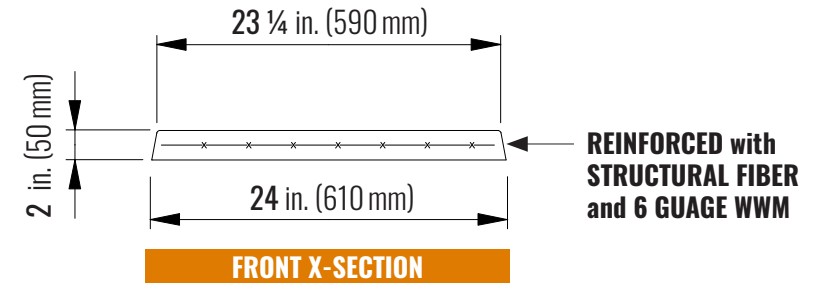
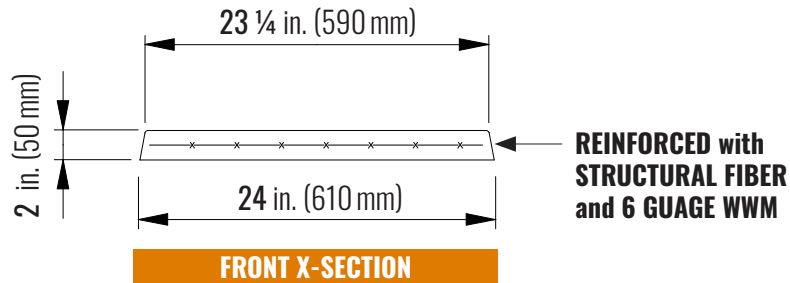




## STEEL REINFORCED PRECAST SLABS



### DETAILS for 24x24 in.

Pieces Per Pallet: 28  
 Weight Per Piece: 45.4 kg (100 lbs +/-)  
 Weight Per Pallet: 1270 kg (2800 lbs)  
 Coverage Per Piece: 4 sq. ft (112 sq. ft per pallet)

### DETAILS for 30x24 in.

Pieces Per Pallet: 28  
 Weight Per Piece: 54.4 kg (120 lbs +/-)  
 Weight Per Pallet: 1525 kg (3360 lbs)  
 Coverage Per Piece: 5 sq. ft (140 sq. ft per pallet)

### PHYSICAL PROPERTIES:

Meets the requirements of CSA A23.1 and A23.4  
 Compressive Strength: Min. 35 MPa @ 28 Days  
 Concrete Contains: 5.0 – 8.0% Entrained Air

