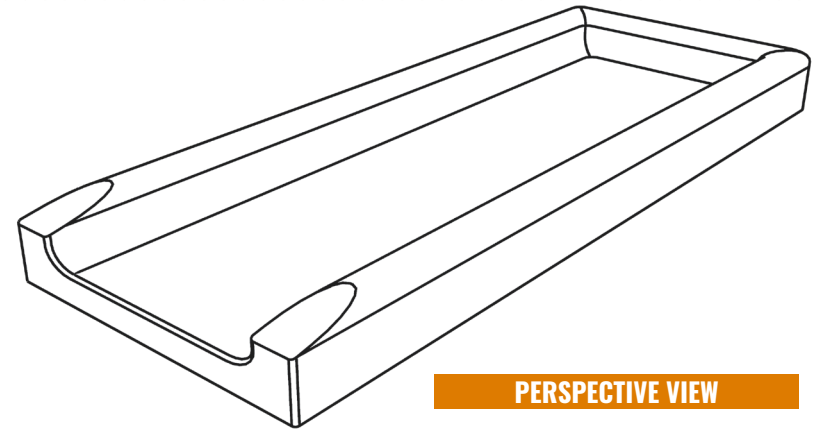
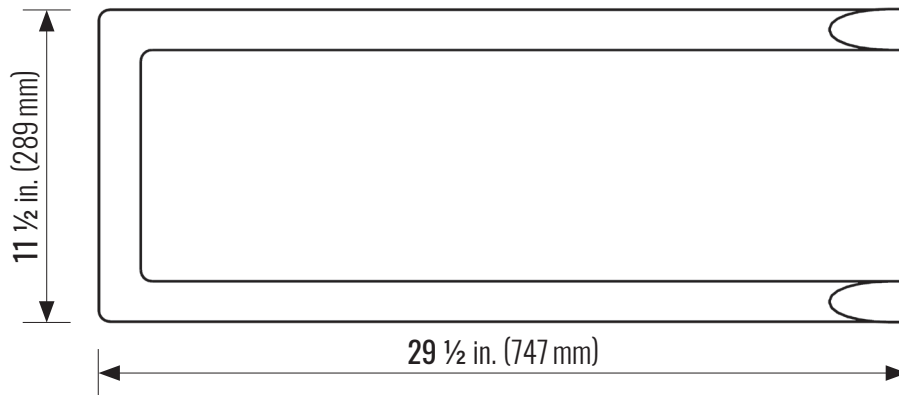


2.5 in. (63 mm)

FRONT X-SECTION




PERSPECTIVE VIEW



11 1/2 in. (289 mm)

29 1/2 in. (747 mm)

TOP VIEW



PACKAGING:

Weight Per Piece: 26 kg (58 lbs)
Pieces Per Pallet: 25

PHYSICAL PROPERTIES:

Meets the requirements of CSA A23.1 and A23.4
Compressive Strength: Min. 35 MPa @ 28 Days
Concrete Contains: 5.0–8.0% Entrained Air