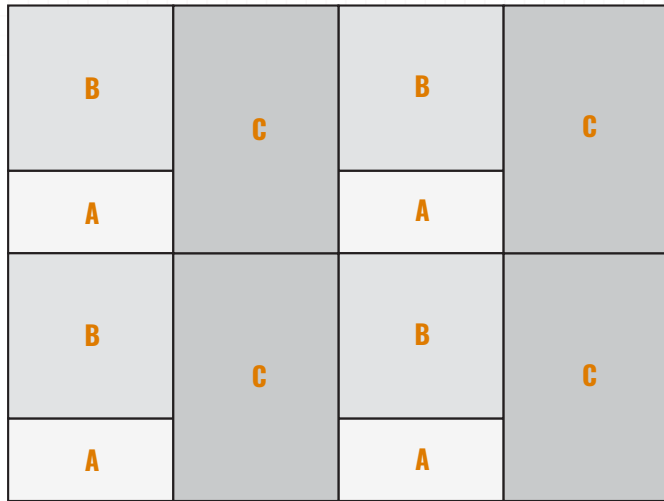




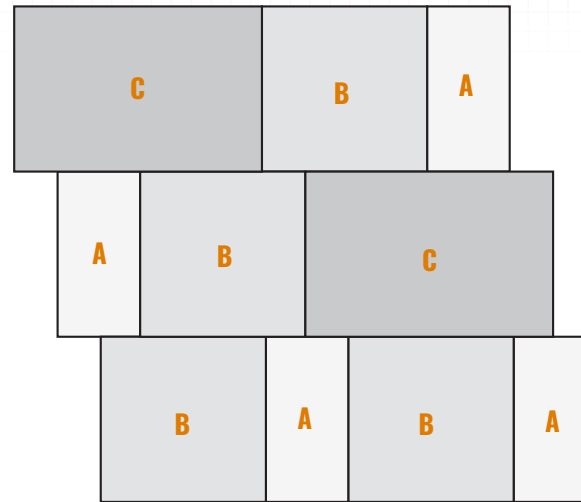
3 PIECES PAVER SET

PLEASE NOTE:

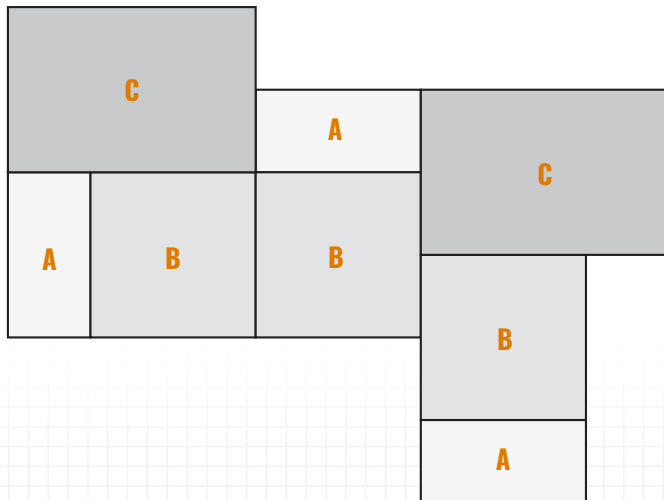
Products are made from natural material sources and therefore colour variations are common. Efflorescence is also a common occurrence with all concrete and concrete products. Efflorescence does not affect the quality of the product and will fade over time or can be removed with cleaning products.



PALLET LAYOUT OVERVIEW



LINEAR PATTERN



MODULAR PATTERN

UNIT SIZES PALLET LAYOUT

A: 6 x 12 in. (148 x 298 mm)

2 in. (60 mm):
14 lbs (6.2 kg) +/-

3 in. (80 mm):
18 lbs (8.3 kg) +/-



B: 12 x 12 in. (298 x 298 mm)

2 in. (60 mm):
28 lbs (12.5 kg) +/-


3 in. (80 mm):
37 lbs (16.6 kg) +/-




C: 12 x 18 in. (298 x 447 mm)

2 in. (60 mm):
41 lbs (18.6 kg) +/-


3 in. (80 mm):
55 lbs (24.8 kg) +/-




Earthblend




Charcoal



Natural Grey



Granite



Casey-Mix



Sand-Charcoal

DE-ICING SALT DURABILITY MASS LOSS (max.):

225 g/m² after 28 cycles, or 500 g/m² after 49 cycles

DIMENSIONAL TOLERANCES:

Meets the requirements of
CSA A231.2 Concrete Pavers

Length: -1 to +2 mm Width: -1 to +2 mm

Height: -3 to +3 mm

PHYSICAL PROPERTIES:

Meets the requirements of CSA A231.2 Concrete Pavers

Compressive Strength: Min. 50 MPa @ 28 Days

Absorption (%): 5.5% Maximum @ 28 Days

Freeze/Thaw: Not exceed 1% weight loss

ADDITIONAL INFORMATION:

Available in smooth top and stone textured surface in 60 mm and 80 mm thickness.

Pallet: 10 Layers for 60 mm; 8 Layers for 80 mm

Layer Area: 11.6 sq.ft

Layer Weight: 330 lbs (149.7 kg) for 60 mm; 440 lbs (199.6 kg) for 80 mm